

Jeffries Organic Compost

Every soil can benefit from a regular boost of organic matter, whatever its condition. Incorporating *Jeffries Organic Compost* will add vital organic carbon and living micro-organisms, increasing your soil's fertility for stronger, healthier plant growth, all while saving you water.



Use

- As a soil improver/conditioner
- To add to existing soil
- If you have nutrient depleted soil
- If your soil struggles to retain moisture
- If you have sandy soil
- If you have clay soil

Key benefits

Creates stronger, healthier root and plant growth, as it:

- Increases organic carbon in the soil
- Improves aeration and water infiltration
- Increases nutrient uptake by plant roots
- Provides micro-organisms vital for soil fertility
- Improves plant resilience against disease and during extreme conditions
- Helps keep soil temperatures more constant - cooler in summer and warmer at night

Makes clay soil:

- Easier to dig and work with
- More friable and less prone to bogging

Improves sandy soil:

- Structure
- Moisture retention

Additional reported benefits for horticulture and viticulture use include:

- Easier tillage with reduced diesel use
- More even maturation of crops, requiring fewer harvest passes leading to labour and fuel savings
- Reduced water and wind erosion
- Improved water quality from runoff
- Reduced need for fertilisers and pesticides



Made from

Organic material that has been through a controlled process of natural aerobic composting. Sources include home green bin, garden prunings and food organics.

Visit www.jeffries.com.au for more information.



Certifications

Australian Standard 4454 LIC 2017

Certified for organic production to NASAA standard 5125M



Jeffries Organic Compost

Application

new garden beds

1. Spread Jeffries Organic Compost over the existing soil surface 20-50mm deep
2. Dig through the soil with a fork or spade to a depth of 100-200mm
3. Water in thoroughly when finished
4. Plant as normal
5. Mulch the new surface to lock in moisture

Handy hint: for clay soils, add gypsum at a rate of 1kg per m² at the time of application.

existing garden beds

- Scrape away any existing mulch
- Remove some existing soil if necessary to ensure the total soil level remains the same
- Follow the first two steps above, being careful not to disturb existing plant roots
- Water in thoroughly when finished
- Replace and top up mulch as required

on top of the soil as a mulch

if it is not possible to dig Jeffries Organic Compost into the soil, your garden will still benefit from application on top of the soil.

- Spread Jeffries Organic Compost over the existing soil surface 20-50mm deep
- Leave a 50mm gap around existing plants
- Water in well allowing organic carbon and nutrients to filter down into the soil

when

- Jeffries Organic Compost can be added at any time of year.
- We recommend applying Jeffries Organic Compost at least once every year to condition your soil. An ideal time is late Autumn/early Winter.


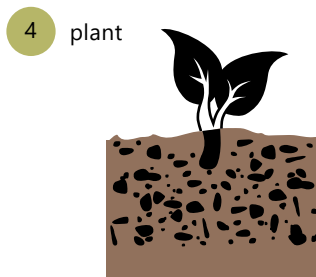
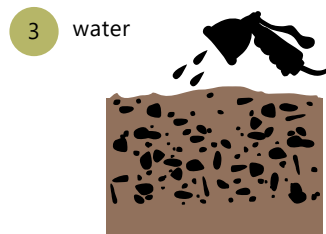
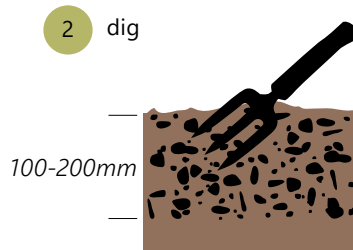
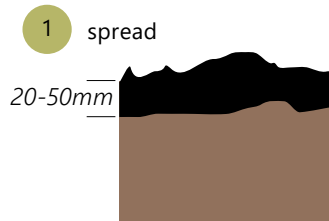
Ordering

Online: www.jeffries.com.au/store

Email: sales@jeffries.com.au.

Freecall 1800 JEFFRIES

Alternatively, request *Jeffries Organic Compost* at your local Jeffries stockist. For a list of Jeffries stockists go to www.jeffries.com.au.



Compost is not recommended as a growing medium in itself. For maximum benefit we recommend mixing with your soil.

Typical Analysis

| | |
|-----------------------|--------------------------------|
| Particle size grading | soil conditioner |
| Organic Matter | 45 - 55% |
| C/N Ratio | 18 - 22 |
| pH | 6 - 8 |
| Bulk density | 0.5 - 0.7 tonne/m ³ |
| Soluble Phosphorous | 3 - 5mg/L |

Nutrient Availability

| | % | kg/m ³ |
|-----------------|-------------|-------------------|
| Nitrogen (N) | 1.2 - 2.0 % | 5.0 - 7.0 |
| Phosphorous (P) | 0.15 - 0.3% | 0.7 - 1.1 |
| Potassium (K) | 0.5 - 0.8 % | 2.3 - 3.6 |
| Calcium (Ca) | 1.7 - 3.0 % | 7.0 - 12.6 |
| Magnesium (Mg) | 0.3 - 0.4 % | 1.1 - 1.9 |
| Sulphur (S) | 0.1 - 0.4 % | 0.4 - 1.7 |

Nutrient Availability

Jeffries Organic Compost is a soil conditioner as opposed to a fertiliser, however, it does contribute nutrients to your soil. It is important to account for these additional nutrients when considering your fertiliser needs, which can also provide extra savings.

Water holding capacity

Jeffries Organic Compost has the capacity to store more water in the soil, than soil without compost. Increasing your soil's water holding capacity can reduce plant stress due to heat and evaporation during warm/hot periods.

Soil pH buffering

Jeffries Organic Compost works to buffer excessive pH fluctuations in soil pH which improves nutrient uptake and improves plant health.

HEALTH WARNING

this product contains microorganisms • keep product moist when handling to avoid dust
avoid breathing dust or mists – wear particulate mask if dusty • this product has low risk of containing sharp materials
wear appropriate gloves and footwear as a precautionary measure • wash hands immediately after use

For further information, refer to the material safety data sheet available at www.jeffries.com.au/certifications.html